
















## Wharton Ventures – Tall Ship Sailing Gear List

<p>Waterproof foul weather gear, jacket</p>		<p>Should be durable and have a hood. Does not need to be fancy “yachting” variety. Recommended brands: Helly Hansen, Grundens, Carhartt, West Marine</p>
<p>Waterproof foul weather gear, pants</p>		<p>Should be durable, either bibs or pants ok. Does not need to be fancy “yachting” variety. Recommended brands: Helly Hansen, Grundens, Carhartt, West Marine</p>
<p>Rain boots</p>		<p>1 pair – inexpensive ones are fine, just need to be waterproof and have room to be worn with warm socks. Non-marking soles (not heavy vibram). West Marine, garden supply</p>
<p>Shoes, non-skid/rubber soled</p>		<p>2 pairs – 1 Chaco/Teva/Keen or similar with heel strap and 1 closed toe sneakers. No flipflops worn aboard the ship</p>
<p>Light jacket</p>		<p>Windbreaker /light jacket to wear as an outer layer when not raining. Should fit over medium weight fleece</p>
<p>Fleece insulating layer, lightweight</p>		<p>Can be layered under midweight fleece and jackets</p>

Fleece insulating layer, midweight		Can be layered under jackets and over lightweight fleece
Base layer		1 set - top and bottom. Either polypro or wool.
T-shirts		6-7 shirts, 2 of them long sleeved. Cotton is ok here.
Pants		2 pair – at least 1 pair lightweight and quick drying, the 2 <sup>nd</sup> pair can be lightweight canvas (Carhartt, Dickey's, etc)
Shorts		3 pair – quick drying synthetic
Socks		4-5 pairs - wool or synthetic (not cotton)
Underwear		Sufficient for the duration of the venture
Swimsuit		

Towel		Lightweight and quick drying. Pack towel ok.
Hat, broad-brimmed		Sun protection
Hat, warm		Wool or synthetic
Cap with brim		Optional, nice in rain under hood
Gloves		Lightweight synthetic
Clean "travel clothes"		Nice to have, keep in a large Ziploc bag during trip
Sleeping bag		Synthetic insulation recommended – "three season" weight
Bed sheet		Optional – some like to put one on the mattress and use their sleeping bag as a quilt if it's warm

Sunblock & lip balm		SPF 30 or greater
Sunglasses		1-2 pairs, polarized recommended. A “keeper” is a good idea so you don’t lose them overboard.
Flashlight or headlamp		Small, with extra batteries. Red light option recommended.
Pocket knife		3” blade or smaller. Pack in checked bag per TSA
Wristwatch		Water resistant, digital recommended (cheap is fine)
Water bottle		700ml to 1 L size recommended
Waterproof digital camera		Some choose to bring one to not risk getting phones wet

Toilet kit		Toothbrush, toothpaste, shampoo (travel size recommended), feminine hygiene products
Prescription meds		Bring a 150% supply of any needed meds
Passport		Don't forget your passport (and a color backup copy on your phone)
Cash/Credit/ATM Cards		Again, don't forget these for before and after the voyage
Enthusiasm		Required!

Notes:

Photos are examples of recommended gear – similar is fine, specific brands are not required

Everything you bring aboard the ship will be subject to hard use and may get dirty or ruined. Please do not bring clothing that you would be heartbroken to lose.

Bring clothing that is comfortable and easy to move in. You will change clothes much less frequently than on land. There is no laundry aboard the ship, so bring what you need for the entire venture.

Layering is key. For your warm layers, bring clothing that fits over or under other layers.

For your base and insulation layers, fibers that dry quickly (nylon, polypro, capilene, fleece and wool) are better than cotton. Avoid heavy cotton items as once wet they will never dry.

Protection from the sun is important in NZ, and especially on the water. A broad-brimmed hat with chinstrap, sunglasses and lightweight long sleeves are essential, as is good sunscreen (SPF 30 or greater).

If you wear prescription glasses, bring a second pair. If you wear contact lenses you must bring a pair of glasses as well.

Space is limited. Everything you bring, with the exception of your foul weather gear, will live with you in your bunk.

Pack in soft luggage (duffel bag or backpack). There is no place to store luggage aboard the ship.