






## Patagonia UG 2018/2019 Leadership Venture

### Vertical - Recommended Gear List

Upper Body Layers				
Layer clothing combining different garments in order to achieve proper thermoregulation. Avoid cotton when purchasing as this material is a poor insulator when wet.				
Item	Item	Comments	#	Purchase-Price
	Base layer T-shirt.	Mid-weight underwear top made of wool, synthetic, or Capilene®. No Cotton. One t-shirt can be used for trekking and another t-shirt can be saved for the end of the expedition as a clean item of clothing	2	\$20 - \$30
	Base layer T-shirt	Light weight synthetic t-shirt. Used on its own mainly for the desert trekking section. Also can be used in combination with a base layer at night or if its cold.	2	\$20-\$30
	Base Layer (Mid-Weight)	Mid-weight underwear top made of wool, synthetic, or Capilene®. No Cotton.	2	\$40 - \$60
	Middle Layer (Fleece Pullover)	Polyester fleece pullover/expedition weight top of Polartec 200. It is great to have pit zips to allow for ventilation.	1	\$50 - \$60
	Top Layer Down Jacket	Should fit comfortably over top your base and middle-layers and fit comfortably underneath your rain jacket. It's a great investment.	1	\$170 - \$190






Vertical S.A.

Av. Los Leones #1776, Providencia – Santiago – Chile

Teléfono: (56-2) 22232100 – Fax: (56-2) 22098735

## Patagonia UG 2017/2018 Leadership Venture

### Vertical - Recommended Gear List

	Rain Jacket	A sturdy, roomy waterproof jacket with a hood. Some examples of waterproof brands are HyVent, H2No, Precip and Gore-Tex. Look for one with pit zips.	1	\$120 - \$150
<b>Lower Body Layers</b> For this expedition, you will need 1-2 synthetic insulating layers (an under layer and a thicker pair of fleece pants. All layers must fit comfortably over each other. If you tend to get cold easily, add a middle layer between the base layer and fleece pants.				
Item	Item	Comments	#	Purchase-Price
	Base Layer (Mid-Weight Synthetic)	Mid-weight bottoms of high performance, polyester, polypropylene, ZeO2 or Capilene®. Cotton and cotton blends are not acceptable.	3	\$20 - \$45
	Expedition level Fleece mid-layer	Can be worn alone or over top your base layer. They are great for around camp or to sleep in.	1	\$35 - \$60
	Trekking Pants	Should fit comfortably over all lower body layers. Side zippers allow the pants to be put on over boots. Lightweight "running pants" are not durable enough. One pant can be convertible in to shorts.	1	\$30 - \$75
	Trekking short pants	Shorts are used during the trekking section and especially during river crossings. The must be synthetic for quick drying. If you've brought a convertible pant, you might want to skip this item.	1	\$30-\$65



Vertical S.A.

Av. Los Leones #1776, Providencia – Santiago – Chile

Teléfono: (56-2) 22232100 – Fax: (56-2) 22098735

## Patagonia UG 2017/2018 Leadership Venture

### Vertical - Recommended Gear List

	Rain Pants / Waterproof Cover	Again, these pants should fit comfortably over all lower body layers. Side zippers allow the pants to be put on over boots. Must be waterproof. Some examples of waterproof brands are HyVent, H2No, Precip and Gore-Tex. Skiers tend to already have a pair.	1	\$30 - \$75
	Sports Bra for Women	Bras must be silk or synthetic. The wicking/quick dry fabric is essential for the transfers of moisture away from your skin to the exterior of the bra where it will evaporate quickly.	3	\$20 - \$35
	Briefs	Men should purchase synthetic material briefs. Women can wear what's comfortable; cotton, silk, or synthetics are fine.	3	\$20 - \$30
<b>Head, Neck &amp; Hand Layers</b>				
Item	Item	Comments	#	Purchase-Price
	Baseball Cap	Important to protect ears and face from the sun. Can be cotton. The brim should have a dark colored underside so as not to reflect more light into your eyes.	1	\$15-\$20
	Wool or Fleece Hat	A hat ("toque") that will keep your head warm. Polartec is suggested.	1	\$15 - \$20

Vertical S.A.

Av. Los Leones #1776, Providencia – Santiago – Chile

Teléfono: (56-2) 22232100 – Fax: (56-2) 22098735

Patagonia UG 2017/2018 Leadership Venture

Vertical - Recommended Gear List

	Neck Gaiter	To protect your neck from wind and sun. The Buff brand is sufficient.	2	\$20 - \$30
	Liner Gloves	Lightweight. Wool or synthetic (fleece).	1	\$10 - \$20
	Polartec WindStoper Gloves	For versatile performance while backpacking, this lightweight Windstopper® fleece glove offers midweight warmth while blocking the wind	1	\$40-\$60
	Windproof Gloves	Windproof and warm. If they are waterproof as well, that helps as it can rain.	1	\$45 - \$80
<b>Sleeping Gear</b>				
<b>Item</b>	<b>Item</b>	<b>Comments</b>	<b>#</b>	<b>Purchase Price</b>

Vertical S.A.

Av. Los Leones #1776, Providencia – Santiago – Chile

Teléfono: (56-2) 22232100 – Fax: (56-2) 22098735

Patagonia UG 2017/2018 Leadership Venture

Vertical - Recommended Gear List

	<p><b>SLEEPING BAG PROVIDED</b> *If you wish to bring your own sleeping bag or purchase your own please refer to our suggestions.</p>	<p>We suggest a 14 degree F bag. If you have a bag close enough, consider purchasing a liner bag which can add several degrees of comfort. Can be down or synthetic. If you know your body gets cold, you should get a warmer bag.</p>	<p>1</p>	<p>\$130 - \$150</p>
	<p>Compression Sack</p>	<p>Use this to compact your sleeping bag to help with space in your backpack.</p>	<p>1</p>	<p>\$20 - \$30</p>
	<p>Inflatable Mattress &amp; Stuff Sack</p>	<p>We highly recommend self-inflating sleeping mattresses. Thermarest and NEMO are great brands.</p>	<p>1</p>	<p>\$50 - \$120</p>
	<p>Plastic Trash Bags</p>	<p>2-3 Heavy duty lawn and garbage bags (33 gallon) help waterproof your sleeping bag and backpack.</p>	<p>3</p>	<p>\$0,5 - \$1,0</p>
<b>Backpack</b>				
Item	Item	Comments	#	Purchase-Price
	<p><b>BACKPACK PROVIDED:</b> *Please refer to our suggested size if you wish to bring your own or purchase</p>	<p>75 to 90 liters backpack . This will contain all of your gear and will also need to fit group gear (food, tents, and cooking gear). If you are purchasing a new backpack, you may wish to get one with a detachable top that can be worn around your waist. This can be worn during any day hikes when you do not have much gear to carry</p>	<p>1</p>	<p>\$200 - \$300</p>


*Vertical S.A.*





*Av. Los Leones #1776, Providencia – Santiago – Chile*

*Teléfono: (56-2) 22232100 – Fax: (56-2) 22098735*

**Patagonia UG 2017/2018 Leadership Venture**






**Vertical - Recommended Gear List**

 <p>!</p>	<p>Stuff Sacks</p>	<p>Small Nylon or mesh sacks for organizing items in your pack. Ziploc bags work as well.</p>	<p>5</p>	<p>\$4 - 15\$ each</p>
--	--------------------	---	----------	------------------------

Boots and Socks				
Item	Item	Comments	#	Purchase-Price
 <p>!</p>	<p>Boots</p>	<p>Sturdy leather waterproof backpacking boots with good ankle support or light mountaineering boots with good ankle support.</p>	<p>1</p>	<p>\$120 - \$175</p>
 <p>!</p>	<p>Camp shoes</p>	<p>Additional shoes for around camp. Could be mid-cut (over your ankles) or with a lower cut.</p>	<p>1</p>	<p>\$35 - \$60</p>
 <p>!</p>	<p>Gaiters</p>	<p>Important to keep rain, mud, or rocks out of the top of your boots.</p>	<p>1</p>	<p>\$30 - \$50</p>
 <p>!</p>	<p>Wool Socks</p>	<p>Heavy wool or wool/polypropylene blend.</p>	<p>3 pairs</p>	<p>\$15 - 25\$</p>

**Patagonia UG 2017/2018 Leadership Venture**

**Vertical - Recommended Gear List**

	<p>Liner Socks</p>	<p>Lightweight wool, polypropylene or Capilene® "wick dry" socks. You will need at least 2 pairs if you are using a liner sock/wool sock combination.</p>	<p>3 pairs</p>	<p>\$7 - \$20</p>
<b>Miscellaneous</b>				
Item	Item	Comments	#	Purchase Price
	<p>Insulated Thermos</p>	<p>20 oz. insulated thermos with a locking lid for hot drinks. Klean Kanteen and Hydro Flask are great brands</p>	<p>1</p>	<p>\$15 - \$30</p>
	<p>Water Bottle</p>	<p>2 Wide-mouth 16 oz. or 32 oz. sized plastic bottles such as the Nalgene® brand</p>	<p>2</p>	<p>\$10 - \$15</p>
	<p>Bowl and utensils</p>	<p>A bowl with a snap-on lid for meal and Light My Fire Spoon/Fork/Knife combinations work well, but can easily break. Lexan spoons are light and durable. Bamboo spoons also work great.</p>	<p>1</p>	<p>\$10 - \$15</p>
	<p>Head lamp</p>	<p>Make sure it's durable and lightweight. Bring spare batteries.</p>	<p>1</p>	<p>\$30 - 60\$</p>

Vertical S.A.







Av. Los Leones #1776, Providencia – Santiago – Chile

Teléfono: (56-2) 22232100 – Fax: (56-2) 22098735



Patagonia UG 2017/2018 Leadership Venture

Vertical - Recommended Gear List

 <p>!</p>	<p>Sunscreen</p>	<p>A 3 to 6 ounce tub of sun screen with SPF 30 or greater.</p>	<p>1</p>	<p>\$8 - \$15</p>
 <p>!</p>	<p>Small Absorbent Towel</p>		<p>1</p>	<p>\$8 - \$12</p>
 <p>!</p>	<p>Toiletries</p>	<p>Toothbrush, toothpaste, comb, brush, skin lotion, tampons or diva cup. Travel sizes are enough.</p>	<p>1</p>	
 <p>!</p>	<p>Personal First Aid Kit</p>	<p>While you do not need to bring a full first aid kit, you should have at minimum a blister kit - including second skin and hand warmers.</p>	<p>1</p>	<p>\$15 - \$25</p>
 <p>!</p>	<p>Multi-knife</p>	<p>Swiss Army Knife or pen knife. Remember to keep this in your checked bag when flying.</p>	<p>1</p>	<p>\$30 - \$45</p>
 <p>!</p>	<p>Watch</p>	<p>A watch with an alarm is necessary for waking up each day. Cell phone batteries will not stay charged given the cold temperatures.</p>	<p>1</p>	<p>-</p>






Vertical S.A.

Av. Los Leones #1776, Providencia – Santiago – Chile

Teléfono: (56-2) 22232100 – Fax: (56-2) 22098735

## Patagonia UG 2017/2018 Leadership Venture

### Vertical - Recommended Gear List

 <p>!</p>	<p>Notepad and pencil</p>	<p>A small, lightweight notepad is fine for taking notes.</p>	<p>1</p>	<p>\$5</p>
 <p>!</p>	<p>Hand sanitizer</p>		<p>1</p>	<p>\$2</p>
 <p>!</p>	<p>Trekking Poles</p>	<p>A sturdy telescoping pole for easy packing.</p>	<p>1pair</p>	<p>\$50 - \$85</p>
 <p>!</p>	<p>Sunglasses</p>	<p>Any good quality sunglasses with 100% UV will work fine. If you wear prescription lenses and have limited vision without them, bring your own prescription sunglasses or purchase clip-on polarized shades. Lenses should be dark and block 100 percent Ultra Violet. Julbo, Smith, Suncloud, and Oakley are good brands</p>	<p>1pair</p>	<p>\$50 - \$150</p>
 <p>!</p>	<p>Chums</p>	<p>Chums or Croakies are great for keeping track of your sunglasses or glasses.</p>	<p>1</p>	<p>\$5</p>

Vertical S.A.

Av. Los Leones #1776, Providencia – Santiago – Chile

Teléfono: (56-2) 22232100 – Fax: (56-2) 22098735