

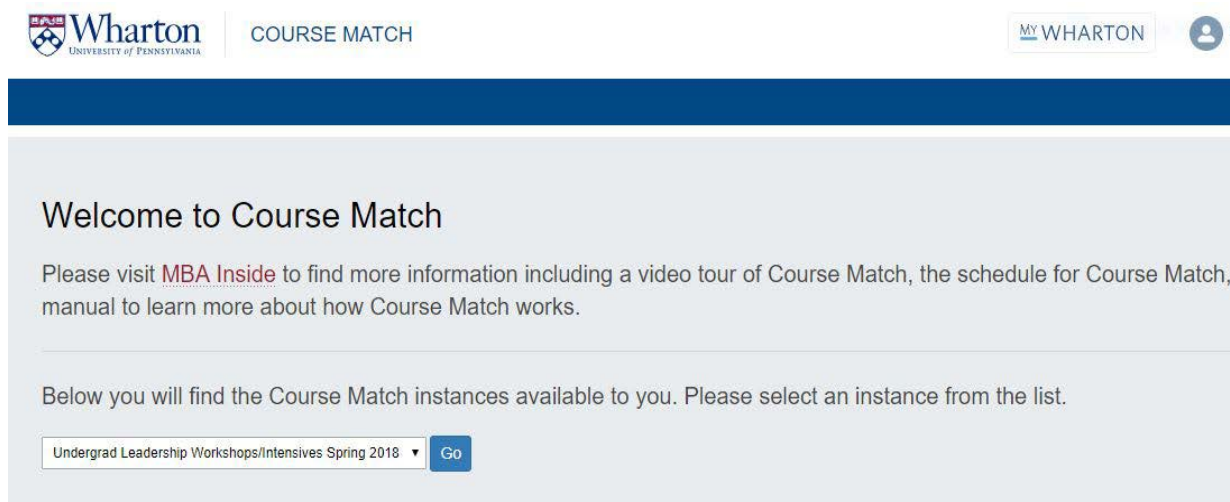
Undergraduate Ventures Registration



Process to Register through Course Match

Step 1: Log in to Course Match

- Log into <https://coursematch.wharton.upenn.edu/index.cfm> with your Pennkey and Pennkeypassword
- Select “Undergrad Leadership Ventures 2019-2020”



Step 2: Utility Selection

- Enter utilities on the items you would like to participate in. The maximum amount of utilities you can place on an item is 100.
 - Remember, you are ranking the items based on your own individual preference using the scale of 0-100. If you place 100 utilities on 2 items, the system will interpret that you are indifferent to which one you get.
 - For example, if you put a 1 on Patagonia and a 2 on Utah, the system will know that you want Utah twice as much as Patagonia, for example, and will divide your pre-set budget accordingly.

Undergraduate Ventures Registration

- As you place utilities on an item, you will see a confirmation box with green text.

Title	Detail	Utility
Equine Teambuilding	Date: Friday, Sept. 22, 2017; Time: 9:30am to 5pm Place: Meet at JMH then transport to Malvern PA Cost: \$0	50
Glassblowing	Date: Friday, November 17, 2017; Time: 12pm-5pm Place: Meet at JMH then transport to East Falls Cost: \$0	0
Leadership Under the Big Top: Circus Arts	Date: Friday, December 1, 2017; Time: 10am-3pm Place: Meet at JMH then transport to Facility Cost: \$0	0
Marine Leadership Workshop	Date: Sept. 29th, 2017 Time: 8:30am-2pm Place: JMH	0
Mountain Biking Navigation	Date: Friday, Sept 29, 2017; Time: 7:00am-7:00pm Place: Meet at JMH then transport to New Paltz, NY Cost: \$0	0
Outdoor Rock Climbing	Date: Friday, October 13, 2017; Time: 7am-7pm Place: Meet at JMH then go to Rocks State Park Cost: \$0	0
Trauma Center	Date: MUST BE ABLE TO DO ALL DATES AND TIMES YOU WILL BE ASSIGNED A DAY AND TIME UPON ENROLLMENT Friday, November 10, 2017; Time: 8:00pm-12am; 12am-4am; Saturday Nov 11 8pm-12am; 12am-4am Place: Penn Presbyterian Office Cost: \$0	0

- Once you have entered all of your utilities, the system will automatically save them (there is no save or submit button)

Step 3: Your Profile

Review the settings on the right hand side of the screen

- My Settings**
 - Budget: will be preset on the backend by the Leadership Program
 - Maximum items: indicate whether you want to use your budget across 1 item or 2 items

My Settings

Budget: 1500.00

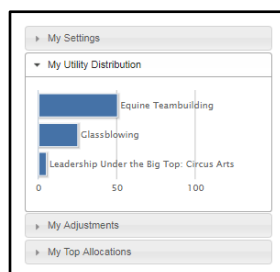
Maximum Items: 1 Update

My Utility Distribution

My Adjustments

My Top Allocations

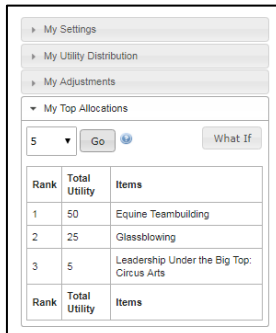
- My Utility Distribution:** will display how you have allocated your utilities across all items



- My Adjustments:** typically used when building a schedule (not for Ventures), where you can indicate if there are any combinations you do not wish to receive

Undergraduate Ventures Registration

- **My Top Allocations:** will display a listing of your top allocations



Rank	Total Utility	Items
1	50	Equine Teambuilding
2	25	Glassblowing
3	5	Leadership Under the Big Top: Circus Arts

Viewing Results in Course Match

After being notified by your Venture Fellows, you can log into Course Match to view results. You will also receive an automated email from the system with additional information.

For Questions and Additional Support

Video tutorials on Course Match

- [Tutorial of Course Match interface](#)
- [Course Match introductory video: https://www.youtube.com/watch?v=u9gwHW87ZJQ](https://www.youtube.com/watch?v=u9gwHW87ZJQ)

Please email us at Wlpventures_ug@wharton.upenn.edu, or stop by the McNulty Leadership Program Office in JMHH G47.