





Wharton Antarctica 2019/2020 Leadership Venture

Vertical - Recommended Gear List





Updated: June 20th, 2019

Upper Body Layers				
Layer clothing combining different garments in order to achieve proper thermoregulation. Avoid cotton when purchasing as this material is a poor insulator when wet.				
Item	Item	Comments	#	Purchase-Price
	Base layer T-shirt.	Mid-weight underwear top made of wool, synthetic, or Capilene ®. No Cotton. One t-shirt can be used for trekking and another t-shirt can be saved for the end of the expedition as a clean item of clothing Recommended link	2	\$30 - \$40
	Base Layer (Mid-Weight)	Mid-weight underwear top made of wool, synthetic, or Capilene ®. No Cotton. Recommended link	2	\$50 - \$60
	Middle Layer (Fleece Pullover)	Polyester fleece pullover/expedition weight top of Polartec 200. It is great to have pit zips to allow for ventilation. Recommended link	1	\$90 - \$150
	Top Layer Down Jacket	Should fit comfortably over top your base and middle-layers and fit comfortably underneath your rain jacket. It's a great investment. Recommended link	1	\$250

Wharton Antarctica 2019/2020 Leadership Venture

Vertical - Recommended Gear List






Updated: June 20th, 2019

	Rain Jacket	A sturdy, roomy waterproof jacket with a hood. Some examples of waterproof brands are HyVent, H2No, Precip and Gore-Tex. Look for one with pit zips. Recommended link	1	\$150 - \$250
Lower Body Layers				
For this expedition, you will need 1-2 synthetic insulating layers (an under layer and a thicker pair of fleece pants. All layers must fit comfortably over each other. If you tend to get cold easily, add a middle layer between the base layer and fleece pants.				
Item	Item	Comments	#	Purchase-Price
	Base Layer (Mid-Weight Synthetic)	Mid-weight bottoms of high performance, polyester, polypropylene, ZeO2 or Capilene®. Cotton and cotton blends are not acceptable. Recommended link	3	\$35 - \$45
	Expedition level Fleece mid-layer	Can be worn alone or over top your base layer. They are great for around camp or to sleep in. Recommended link	1	\$50 - \$60
	Rain Pants / Waterproof Cover	These pants should fit comfortably over all lower body layers. Side zippers allow the pants to be put on over boots. Must be waterproof. Some examples of waterproof brands are HyVent, H2No, Precip and Gore-Tex. Skiers tend to already have a pair. Recommended link	1	\$80 - \$100

Wharton Antarctica 2019/2020 Leadership Venture

Vertical - Recommended Gear List

Updated: June 20th, 2019

	Sports Bra for Women	Bras must be silk or synthetic. The wicking/quick dry fabric is essential for the transfers of moisture away from your skin to the exterior of the bra where it will evaporate quickly. Recommended link	3	\$25 - \$40
	Briefs	Men should purchase synthetic material briefs. Women can wear what's comfortable; cotton, silk, or synthetics are fine. Recommended link	3	\$25 - \$35
Head, Neck & Hand Layers				
Item	Item	Comments	#	Purchase Price
	Baseball Cap	Important to protect ears and face from the sun. Can be cotton. The brim should have a dark colored underside so as not to reflect more light into your eyes. Recommended link	1	\$15-\$20
	Wool or Fleece Hat	A hat ("toque") that will keep your head warm. Polartec is suggested. Recommended link	1	\$20 - \$30
	Balaclava	A balaclava will help keep most of your face and neck warm. This may be too warm if you tend to hike hot, but you should have something to at least cover your neck (see neck gaiter below). Recommended link	1	\$30 - 45\$

Wharton Antarctica 2019/2020 Leadership Venture

Vertical - Recommended Gear List


Updated: June 20th, 2019

	Neck Gaiter	To protect your neck from wind and sun. The Buff brand is sufficient. Recommended link	2	\$20 - \$30
	Liner Gloves	Lightweight. Wool or synthetic (fleece). Recommended link	1	\$25 - \$35
	Polartec WindStoper Gloves	For versatile performance while backpacking, this lightweight Windstopper® fleece glove offers midweight warmth while blocking the wind Recommended link	1	\$50-\$60
	Windproof Gloves	Windproof and warm. If they are waterproof as well, that helps as it can rain. Recommended link	1	\$60 - \$80
Sleeping Gear				
Item	Item	Comments	#	Purchase-Price

Wharton Antarctica 2019/2020 Leadership Venture

Vertical - Recommended Gear List




Updated: June 20th, 2019

	<p>Sleeping Bag</p>	<p>We suggest a 0 degree F bag. If you have a bag close enough, consider purchasing a liner bag which can add several degrees of comfort. Can be down or synthetic. If you know your body gets cold, you should get a warmer bag.</p> <p>Recommended link</p>	<p>1</p>	<p>\$150 - \$200</p>
	<p>Compression Sack</p>	<p>Use this to compact your sleeping bag to help with space in your backpack.</p> <p>Recommended link</p>	<p>1</p>	<p>\$25 - \$30</p>
	<p>Inflatable Mattress & Stuff Sack</p>	<p>We highly recommend self-inflating sleeping mattresses. Thermarest and NEMO are great brands.</p> <p>Recommended link</p>	<p>1</p>	<p>\$90 - \$140</p>
	<p>Foam Mattress or sleeping pad.</p>	<p>We highly recommend a foam sleeping mattresses. Thermarest is a good brand.</p> <p>Recommended link</p>	<p>1</p>	<p>\$19 - \$40</p>
	<p>Plastic Trash Bags</p>	<p>2-3 Heavy duty lawn and garbage bags (33 gallon) help waterproof your sleeping bag and backpack.</p>	<p>3</p>	<p>\$0,5 - \$1,0</p>
<p>Backpack</p>				

Wharton Antarctica 2019/2020 Leadership Venture

Vertical - Recommended Gear List






Updated: June 20th, 2019

Item	Item	Comments	#	Purchase-Price
	Backpack	75 to 90 liters backpack . This will contain all of your gear and will also need to fit group gear (food, tents, and cooking gear). If you are purchasing a new backpack, you may wish to get one with a detachable top that can be worn around your waist. This can be worn during any day hikes when you do not have much gear to carry Recommended link	1	\$250 - \$300
	Stuff Sacks	Small Nylon or mesh sacks for organizing items in your pack. Ziploc bags work as well. Recommended link	5	\$4 - 15\$ each
Boots and Socks				
Item	Item	Comments	#	Purchase-Price
	Boots Alternative 1	Sturdy leather waterproof backpacking boots with good ankle support or light mountaineering boots with good ankle support. We recommend Keen Summit County or similar. This boot will serve you well for future hikes and backpacking travel.	1	\$180 - \$250

Wharton Antarctica 2019/2020 Leadership Venture

Vertical - Recommended Gear List






Updated: June 20th, 2019

	<p>Boots Alternative 2 Most Recommended</p>	<p>Another good option are the Muck Boots Arctic Sport or similar. These keep you quite dry and warm at all times. However they breath less so bring an extra pair of socks. Also they might have less future use for you unless you live in a cold northern climate.</p> <p>You must choose between alternative 1 or 2 for your main footwear. We do not recommend bringing both for this would be to bulky and heavy.</p>	<p>1</p>	<p>\$100 - \$200</p>
	<p>Camp shoes</p>	<p>Additional shoes for around camp. Could be mid-cut (over your ankles) or with a lower cut.</p>	<p>1</p>	<p>\$35 - \$60</p>
	<p>Gaiters</p>	<p>Important to keep rain, mud, or rocks out of the top of your boots.</p>	<p>1</p>	<p>\$30 - \$50</p>
	<p>Wool Socks</p>	<p>Heavy wool or wool/polypropylene blend.</p> <p>Recommended link</p>	<p>3 pairs</p>	<p>\$15 - 25\$</p>
	<p>Liner Socks</p>	<p>Lightweight wool, polypropylene or Capilene® "wick dry" socks. You will need at least 2 pairs if you are using a liner sock/wool sock combination.</p> <p>Recommended link</p>	<p>3 pairs</p>	<p>\$15 - \$25</p>
<p>Miscellaneous</p>				

Wharton Antarctica 2019/2020 Leadership Venture

Vertical - Recommended Gear List






Updated: June 20th, 2019

Item	Item	Comments	#	Purchase-Price
	Insulated Thermos	20 oz. insulated thermos with a locking lid for hot drinks. Klean Kanteen and Hydro Flask are great brands Recommended link	1	\$25 - \$35
	Water Bottle	Wide-mouth 16 oz. or 32 oz. sized plastic bottles such as the Nalgene® brand Recommended link	2	\$10 - \$15
	Bowl and utensils	A bowl with a snap-on lid for meal and Light My Fire Spoon/Fork/Knife combinations work well, but can easily break. Lexan spoons are light and durable. Bamboo spoons also work great. Recommended link	1	\$15 - \$20
	Head lamp	Make sure it's durable and lightweight. Keep in mind that Antarctica summer has no real night, however in case of an emergency its a must item. This is also a very used item for post venture travel. Recommended link	1	\$30 - 60\$
	Sunscreen	A 3 to 6 ounce tub of sun screen with SPF 30 or greater.	1	\$8 - \$15

Wharton Antarctica 2019/2020 Leadership Venture

Vertical - Recommended Gear List






Updated: June 20th, 2019

	Solar Lip Protector		1	\$3 - \$5
	Small Absorbent Towel	Recommended link	1	\$8 - \$12
	Toiletries	<p>Toothbrush, toothpaste, comb, brush, skin lotion, tampons or diva cup. Travel sizes are enough.</p> <p>Recommended link</p>	1	\$10 - \$20
	Personal First Aid Kit	<p>While you do not need to bring a full first aid kit, you should have at minimum a blister kit - including second skin and hand warmers.</p> <p>Recommended link</p>	1	\$20 - \$30
	Hand and Foot Warmers	<p>Suggested to bring hand and foot warmers especially if you are particularly susceptible to being cold.</p> <p>Recommended link</p>	4	\$30

Wharton Antarctica 2019/2020 Leadership Venture

Vertical - Recommended Gear List




Updated: June 20th, 2019

	<p>Multi-knife</p>	<p>Swiss Army Knife or pen knife. Remember to keep this in your checked bag when flying.</p> <p>Recommended link</p>	<p>1</p>	<p>\$25 - \$50</p>
	<p>Watch</p>	<p>A watch with an alarm is necessary for waking up each day. Cell phone batteries will not stay charged given the cold temperatures.</p>	<p>1</p>	<p>-</p>
	<p>Notepad and pencil</p>	<p>A small, lightweight notepad is fine for taking notes.</p> <p>Recommended link</p>	<p>1</p>	<p>\$5 - \$10</p>
	<p>Hand sanitizer</p>		<p>1</p>	<p>\$2</p>
	<p>Trekking Poles</p>	<p>A sturdy telescoping pole for easy packing. Important to have pair snow baskets.</p> <p>Recommended link</p>	<p>1pair</p>	<p>\$70 - \$120</p>

Wharton Antarctica 2019/2020 Leadership Venture

Vertical - Recommended Gear List

Updated: June 20th, 2019

	Sunglasses	Any good quality sunglasses with 100% UV will work fine. If you wear prescription lenses and have limited vision without them, bring your own prescription sunglasses or purchase clip-on polarized shades. Lenses should be dark and block 100 percent Ultra Violet. Julbo, Smith, Suncloud, and Oakley are good brands Recommended link	1pair	\$120 - \$200
	Chums	Chums or Croakies are great for keeping track of your sunglasses or glasses. Recommended link	1	\$8
	Ski Goggle	Ski Goggles can be useful in combination with sunglasses for full face coverage. Please bring these to use on windy days. Recommended link	1	\$55 - \$100