

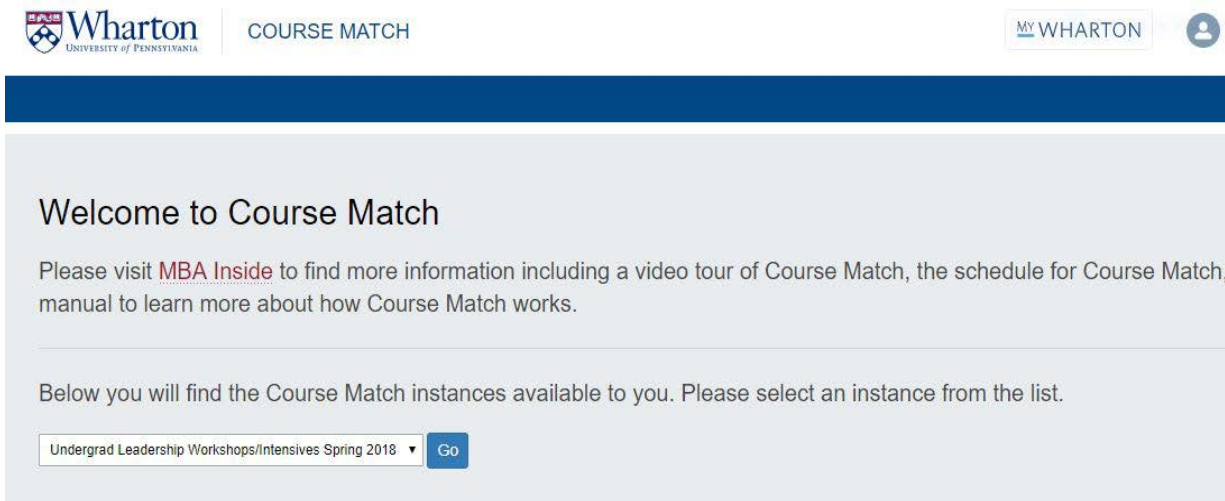
Undergraduate Ventures Registration



Process to Register through Course Match

Step 1: Log in to Course Match

- Log into <https://coursematch.wharton.upenn.edu/index.cfm> with your Penkey and Penkeypassword
- Select “Undergrad Leadership Intensives Spring 2020”



Wharton UNIVERSITY OF PENNSYLVANIA

COURSE MATCH

MY WHARTON

Welcome to Course Match

Please visit [MBA Inside](#) to find more information including a video tour of Course Match, the schedule for Course Match, manual to learn more about how Course Match works.

Below you will find the Course Match instances available to you. Please select an instance from the list.

Undergrad Leadership Workshops/Intensives Spring 2018 Go

Step 2: Utility Selection

- Enter utilities on the items you would like to participate in. The maximum amount of utilities you can place on an item is 100.
 - Remember, you are ranking the items based on your own individual preference using the scale of 0-100. If you place 100 utilities on 2 items, the system will interpret that you are indifferent to which one you get.
 - For example, if you put a 1 on Patagonia and a 2 on Utah, the system will know that you want Utah twice as much as Patagonia, for example, and will divide your pre-set budget accordingly.

Undergraduate Ventures Registration

- As you place utilities on an item, you will see a confirmation box with green text.

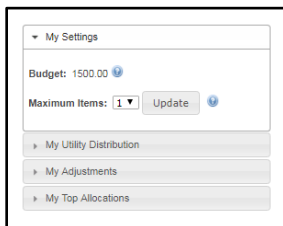


- Once you have entered all of your utilities, the system will automatically save them (there is no save or submit button)

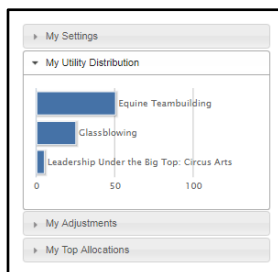
Step 3: Your Profile

Review the settings on the right hand side of the screen

- My Settings**
 - Budget: will be preset on the backend by the Leadership Program
 - Maximum items: indicate whether you want to use your budget across 1 item or 2 items



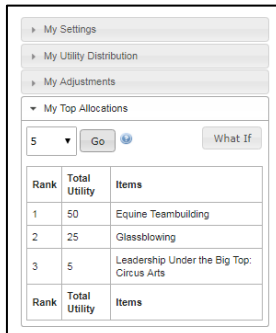
- My Utility Distribution:** will display how you have allocated your utilities across all items



- My Adjustments:** typically used when building a schedule (not for Ventures), where you can indicate if there are any combinations you do not wish to receive

Undergraduate Ventures Registration

- **My Top Allocations:** will display a listing of your top allocations



The screenshot shows a web interface for 'My Top Allocations'. It includes a dropdown menu set to '5', a 'Go' button, and a 'What If' button. Below this is a table with the following data:

| Rank | Total Utility | Items |
|------|---------------|--|
| 1 | 50 | Equine Teambuilding |
| 2 | 25 | Glassblowing |
| 3 | 5 | Leadership Under the Big Top: Circus Arts |

Below the table, there is a summary row with the same column headers: Rank, Total Utility, and Items.

Viewing Results in Course Match

After being notified by your Venture Fellows, you can log into Course Match to view results. You will also receive an automated email from the system with additional information.

For Questions and Additional Support

Video tutorials on Course Match

- [Tutorial of Course Match interface](#)
- [Course Match introductory video: https://www.youtube.com/watch?v=u9gwHW87ZJQ](https://www.youtube.com/watch?v=u9gwHW87ZJQ)

Please email us at Wlpventures_ug@wharton.upenn.edu, or stop by the McNulty Leadership Program Office in JMHH G47.